



Electr Heat Plus

Swimming pool heat pumps

extend the season or
swim year round

www.waterco.com

 **enviropo**
SAVE TIME, WATER AND ENERGY



WATERCO
water, the liquid of life

Extend the swimming season



ENERGY EFFICIENT HEATING

A swimming pool is a major financial investment. Getting the most out of your pool, means keeping the pool at a swimmable temperature for the maximum number of hours in each day and the maximum number of days in each year. A heat pump will economically keep your pool warm 24 hours a day.

Compared to gas and electric heaters, the Electroheat Plus heat pumps use just a fraction of the energy to generate the same amount of heat and unlike solar heating; there is no reliance on the sun as the latent heat in the air is used.

The Electroheat Plus heat pumps are an ideal solution for heating:

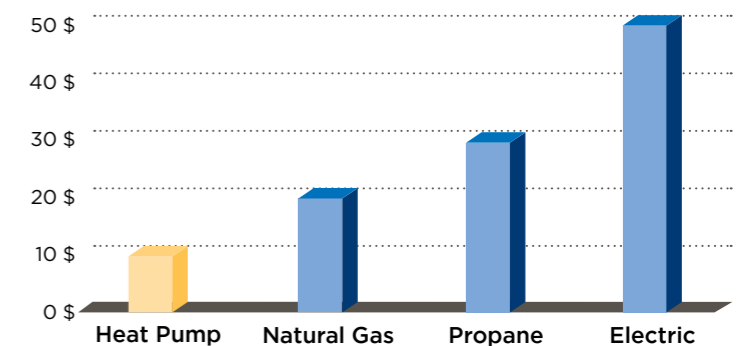
- Swimming pools to extend the season
- Swimming pools for year round enjoyment
- Plunge pools
- Swim spas and spas

COST EFFECTIVE HEATING

Heat pumps only require energy to operate a compressor and a fan motor, using low amperage in the process.

For every 1kW of electricity consumed, Electroheat can produce up to 5 kW of heat.

Save up to 80% over propane gas, 50% over natural gas and 500% over electric heaters.



Use ambient air to heat your pool

HOW THE ELECTROHEAT WORKS

Electroheat uses refrigeration technology to extract heat from the surrounding air and transfers it to the swimming pool.

HEAT EXTRACTION

The fan circulates air through the evaporator air coil that acts as a heat collector. The liquid refrigerant in the evaporator air coil absorbs the available heat from the ambient air.

HEAT TRANSFER

The heat from the hot refrigerant flowing inside the heat exchanger is then transferred to the pool water.

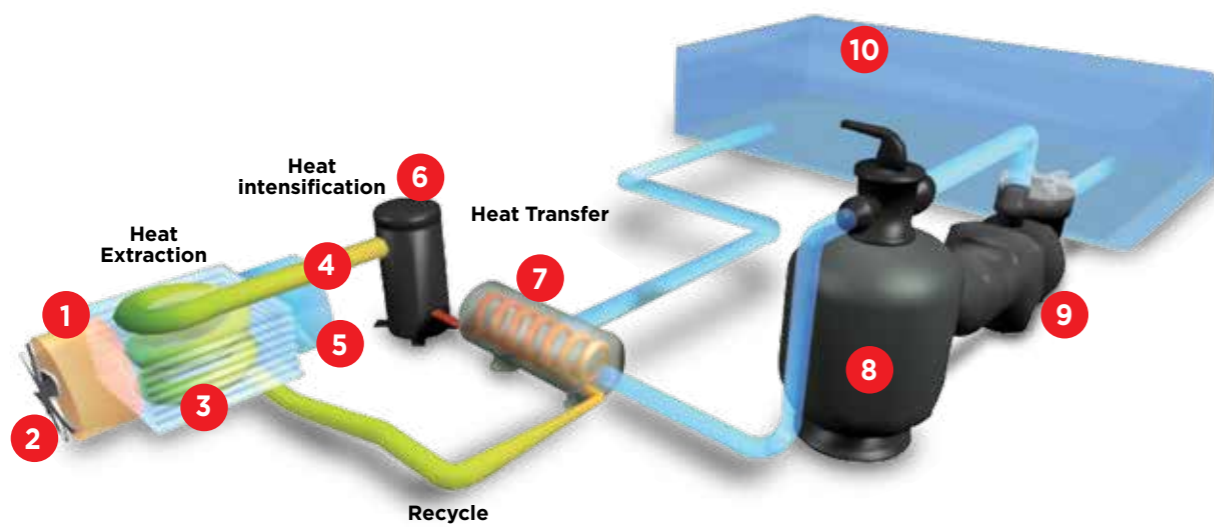
HEAT INTENSIFICATION

The compressor then receives the warmed refrigerant and intensifies the heat. The intensely hot refrigerant is then pumped into the heat exchanger.

RECYCLE

The refrigerant restarts the process and flows through the evaporator air coil to collect heat once again.

- 1. Warm air in
- 2. Fan
- 3. Evaporator
- 4. Warm gas
- 5. Cool air out
- 6. Compressor
- 7. Heat exchanger
- 8. Filter
- 9. Water Pump
- 10. Pool



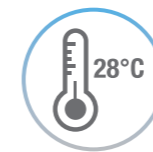
Electr Heat Plus

Electroheat Plus heat pumps feature vertical venting and a large evaporator area for maximum performance and are ideal for heating in ambient air temperatures above 10 degrees C:

- ✓ Swimming pools for year round enjoyment
- ✓ Swimming pools to extend the season
- ✓ Swimming pools where roof space for solar is limited
- ✓ Available in 25, 31 & 44kW heating capacities



* Heating pools in winter months May - August should be achieved using maximum day time operation of eight hours at minimum ambient air temperature of 10C. A pool cover is necessary to achieve desired temperature in winter.



SMART CONTROLS for temperature management and self diagnosis




INBUILT SAFETY DEVICES for water flow, refrigerant level and compressor startup delay



POWERFUL HEAT TRANSFER through the coiled heat exchanger, maximising water contact



TITANIUM DUAL COIL heat exchanger is highly resistant to ozone, iodine, baquacil, salt and chlorinated water



LARGE BLUE FIN EVAPORATOR AREA to extract more ambient heat. Blue Fin coating provides additional protection against corrosion, especially for coastal installations.



SCROLL COMPRESSOR for improved efficiency and high performance



WEATHERPROOF CABINET for outdoor installation



R410A REFRIGERANT, ozone friendly and maximises performance



Warranty - Residential
 25 years - titanium heat exchanger tube against corrosion (effective 1 Aug 22)
 3 years - compressor
 2 years - all other components

Warranty- Commercial - 1 year

Conditions apply, see the Waterco Limited warranty set out in the Waterco Warranty Booklet or view it at www.waterco.com

Energy efficient way to heat your pool



Frequently asked questions

SHOULD I USE A POOL COVER?

The most effective way to prevent heat loss is to install a pool cover. An un-blanketed pool loses 2-3 times more heat than a blanketed pool. Pool covers virtually eliminate evaporation and reduce heat loss by insulating the surface of the pool, greatly reducing pool heating costs. As with all pool heaters, it would be advisable to use a pool cover at night, and when the pool is not in use.

WHAT IS THE MINIMUM AMBIENT OPERATING TEMPERATURE?

The heat pump will actually operate down to an ambient air temperature of 10°C, but with minimal heat output. Therefore we recommend that the minimum operating temperature should be 10°C.

WHAT IS THE BEST LOCATION FOR THE ELECTROHEAT?

The location of the Electroheat is very important in keeping installation costs to a minimum, while providing for maximum efficiency of operation as well as allowing adequate service and maintenance access.

The unit should be located as close as practically possible to the existing pool pump and filter to minimise water piping. The use of 90 degree bends and short radius elbows in the water piping should be kept to a minimum. The longer the distance from the pool, the higher the heat loss from the piping.

CAN THE ELECTROHEAT BE ENCLOSED?

The Electroheat is designed for outdoor installation and should not be installed in totally enclosed areas such as a shed, garage, etc., unless mechanical ventilation is provided to ensure adequate air exchange for proper operation. Re-circulation of cold discharged air back into the evaporator coil will greatly reduce unit's heating capacity and efficiency.

WHAT IS THE ELECTROHEAT'S PERFORMANCE DEPENDENT ON?

Performance will fluctuate depending on water and weather temperatures. 5 important factors determine the performance of Electroheat:

1. Size of the pool
2. The desired temperature of the pool
3. Ambient air temperature - the warmer the air, the better the performance
4. The presence of a pool cover
5. The size of the heater

WHAT IS THE ELECTROHEAT'S HEATER RUNNING TIME?

Most units should be sized to operate during the pool filtering cycle time of 8 - 12 hours daily (Winter - 8hrs, Summer - up to 12 hrs), providing a steady flow of heated water. On warmer days the heater will run less because the heat loss will be less.

Electroheat heat pumps have a lower heating capacity on a BTU/hr basis compared to fossil fuel based pool heaters such as gas heaters. Therefore, Electroheat heat pumps require longer operation to accomplish the desired temperature.

If your pool heat pump has been sized and installed correctly between 10°C to 18°C, it will increase your water temperature by 3°C to 5.5°C a day. Over 21°C you should obtain an increase up to 0.8°C a hour and over 26°C up to 1.1°C an hour depending on the size of the pool, the size of the heat pump, the water temperature, and the ambient air temperature at the moment of operation.

Even though the Electroheat may require longer operation, it will still heat the pool far more economically.

HOW DOES ELECTROHEAT COMPARE WITH SOLAR HEATING AND GAS HEATING?

Solar

- Fuelled by the power of the sun, solar heating systems are a low-cost method of heating up your pool water.
- As solar heating is reliant on the sun, they are best used to extend the swimming season.
- Virtually no operating costs, just the cost of electricity to pump the pool water through the solar absorber on the roof.

Gas heaters

- Gas heaters are the fastest method for heating your pool, providing a comfortable temperature for swimming on demand. Gas is best for heating pools or spas for short periods of time.
- Gas heaters can easily maintain any desired temperature regardless of the weather.
- Gas heaters are effective, but expensive to operate.

Heat pumps

- Heat pumps may not heat up the swimming pool as fast as gas heaters, but are more energy efficient.
- Heat pumps require a small amount of electricity; its heat energy source is extracted from the ambient air.

Performance Specifications

	Electroheat Plus		
Nominal Power Output (kW)*	25	31	44
Nominal Heating Capacity BTU*	85,000	105,000	150,000
Product Code	2782533	2783133	2784433
Power Output (kW): Air 26C / Water 26C / RH63%	24.5	30.6	43.7
COP	4.9	5.5	5.7
Power Output (kW): Air 15C / Water 24C / RH70%	22.5	28.5	42.0
COP	4.5	5.2	5.4
Supply Voltage (VAC)	380 - 415		
Supply Voltage Phase	Three Phase		
Power Consumption (kW/h)	5.0	5.6	7.7
Full Load Amps (AMP)	12	14	17
Minimum Breaker or Fuse (AMP)	20	25	32
Electrical Connection	Terminals		
Min. / Max. Ambient Air Temperature (C)	10 / 40		
Min. / Max. water inlet temp (C)	18 / 40		
Water Connections (mm)	40mm		
Min. / Max Water Flow Rate LPM	120 - 230	132 - 303	
Weight (kg)	84	87	93
Dimensions W x L x H (mm)	750 x 850 x 1000	890 x 880 x 1130	
Refrigerant	R410A		

Related products:

Electroheat Pro range - Pool heat pumps for commercial applications.

Electroheat ECO V range - Pool Heat pumps with inverter technology.

Sizing Chart to Heat Your Pool to 28°C from September to April

Pool Size (m)	Litres	Temperate Location *		Warm Location **	
		Up to 10 hrs / Day Run time		Up to 10 hrs / Day Run time	
		with Pool Cover	No Pool Cover	with Pool Cover	No Pool Cover
5 x 10	Up to 65000	25kW	44kW	25kW	25kW
5.5 x 11	Up to 80000	25kW	25kW x 2	25kW	31kW
6 x 12	Up to 100000	31kW	31kW x 2	25kW	44kW
6 x 15	Up to 120000	44kW	44kW x 2	25kW	44kW

Note: Size and performance are influenced by ambient temperature, humidity, use of a pool cover, night time temperature, pool location, wind factor, water features and if the unit is switched off over night. The recommended sizing in the table above is based on operating the unit up to 10 daytime hours with the pool subjected to normal suburban wind. No allowance has been made for the cooling effects of water features, negative edges or high wind areas. Therefore, any under sizing of the heater for your pool heating requirements is not the responsibility of Waterco.

* Temperate Location (Sydney) :- Where minimum average daytime temperatures between September to April are not less than 18°C.

** Warm Location (Brisbane) :- Where minimum average daytime temperatures between September to April are not less than 24°C

*** Pool heating between May and August (winter) will require a larger heat pump and maximum run time of 8 daytime hours.

Consult www.watercocalculator.com or contact your local Waterco office.

Clearance



Dimensions



OFFICES - AUSTRALIA

NSW - Sydney (Head Office)

Tel: +61 2 9898 8600

QLD - Brisbane

Tel: +61 7 3299 9900

VIC/TAS - Melbourne

Tel: +61 3 9764 1211

WA - Perth

Tel: +61 8 9273 1900

SA/NT - Adelaide

Tel: +61 8 8244 6000

ACT Distribution

Tel: +61 2 6280 6476

OFFICES - OVERSEAS

Waterco (Europe) Limited

Sittingbourne, Kent, UK

Tel: +44 (0) 1795 521 733

Waterco (USA) Inc

Augusta, Georgia, USA

Tel: +1 706 793 7291

Waterco Canada

Boucherville, Quebec, Canada

Tel: +1 450 748 1421

Waterco (NZ) Limited

Auckland, New Zealand

Tel: +64 9 525 7570

Waterco (C) Limited

Guangzhou, China

Tel: +86 20 3222 2180

PT Waterco Indonesia

Jakarta, Indonesia

Tel: +62 21 4585 1481

Waterco Singapore Intl Pte Ltd

Nehsons Building, Singapore

Tel: +65 6344 2378

Waterco (Far East) Sdn Bhd

Selangor, Malaysia

Tel: +60 3 6145 6000

Distributed by:



In the interest of providing better quality and value we are constantly improving and updating our products. Consequently, pictures and information on our brochures may sometimes vary slightly from models available.

ZZB1600 09/22